



Device Take-Home Device Information Items for Ipad

The following steps were taken by the Anglophone West School District (ASD-W) Information Technology Shared Services (ITSS) team to prepare this device for use at home by your child(ren):


Preparation:

- This device was collected from an ASD-W school.
- This device and all its components were wiped down with 70% disinfecting alcohol and immediately bagged.
- Once bagged, the device was stored in a location at the school office for pickup or delivery.
- We have confirmed that the device will charge with the provided alternative current (AC) adapter and cable.
- We have confirmed this unit can connect to a wireless network.
- All operating system updates have been completed.

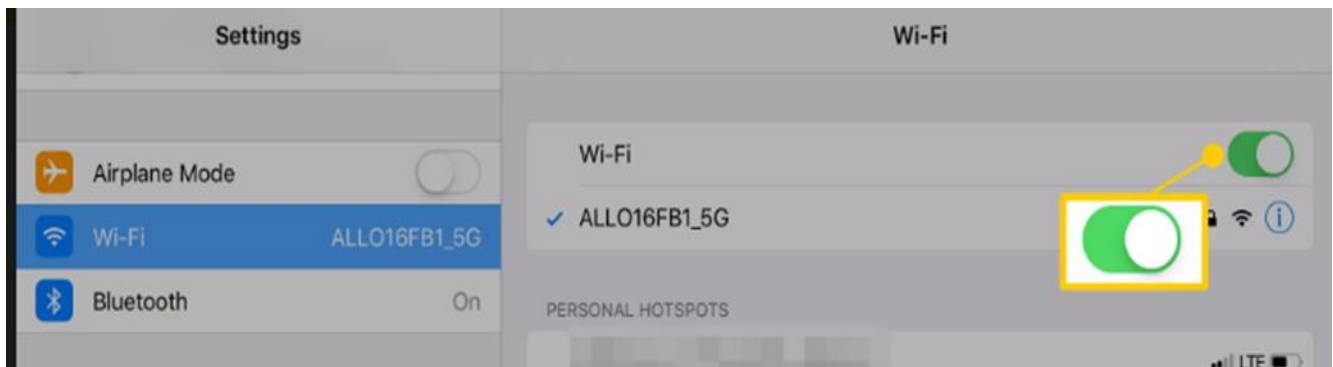
Connecting to Wi-Fi:

Once you receive the device, the following steps can be taken to connect to your home wireless network:

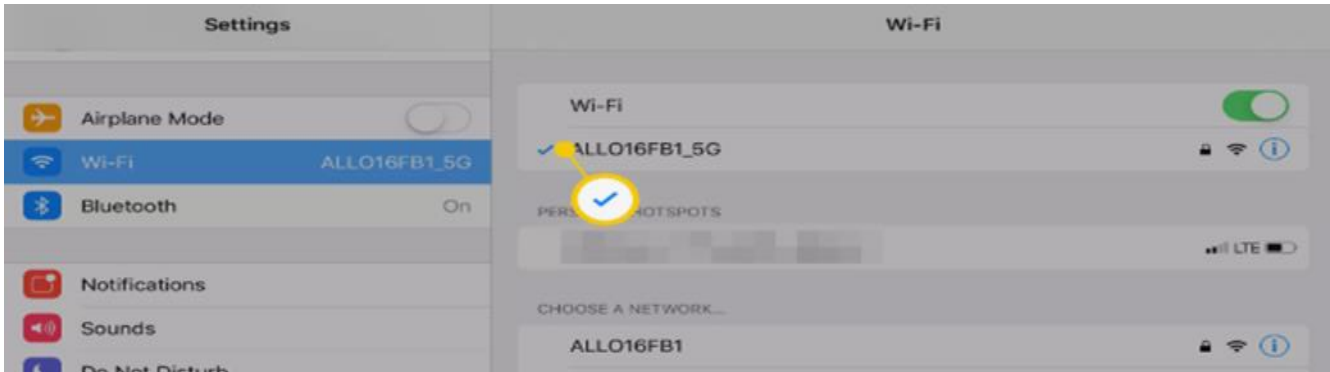
1. From your Home screen, go to Settings > Wi-Fi.



2. Turn on Wi-Fi. Your device will automatically search for available Wi-Fi networks.



3. Tap the name of the Wi-Fi network that you want to join.



4. When prompted, enter your Wi-Fi network password.



5. After you successfully join a network, you will see ✓ next to the network and 📶 in the upper-left corner and/or the upper-right corner of your screen.

Please note location services on this device have been turned on, which means this device can be tracked and located. This action has been taken to protect our investment.

If any issues arise with the device, you are encouraged to contact the school who will seek support from the ASD-W ITSS team.

This device has been removed from a school in ASD-W and sent to your home to be used by your child(ren) as a learning tool. **The expectation is that the device will be returned back to the school in the condition which you received it when asked for its return.** Please remember this device is still managed by The Department of Education and Early Childhood Development. There may be some restrictions\management configurations in place to ensure student safety on the device.

Thank-you from the ASD-W ITSS Team!